

# Fisher Funds LifeSaver Plan Fund Update

## Preservation Fund

For the quarter ended: 30 June 2024  
This fund update was first made publicly available on:  
26 July 2024.

### What is the purpose of this update?

This document tells you how the LifeSaver Preservation Fund has performed and what fees were charged. The document will help you to compare the fund with other funds. Fisher Funds Management Limited prepared this update in accordance with the Financial Markets Conduct Act 2013. This information is not audited and may be updated.

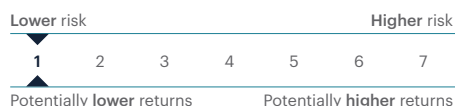
### Description of this Fund

The fund aims to provide stable returns and reduce the potential of capital loss over the short to medium term by investing in New Zealand cash and New Zealand short term fixed interest assets.

Total value of the fund	\$32,751,476
Number of investors in the fund	435
The date the fund started	1 Jul 2006

### What are the risks of investing?

Risk indicator for the LifeSaver Preservation Fund:



The risk indicator is rated from 1 (low) to 7 (high). The rating reflects how much the value of the fund's assets goes up and down. A higher risk generally means higher potential returns over time, but more ups and downs along the way.

To help you clarify your own attitude to risk, you can seek financial advice or work out your risk profile at [ipq.fisherfunds.co.nz/ffls-advice](http://ipq.fisherfunds.co.nz/ffls-advice).

Note that even the lowest category does not mean a risk-free investment, and there are other risks that are not captured by this rating.

This risk indicator is not a guarantee of a fund's future performance. The risk indicator is based on the returns data for the past 5 years. While risk indicators are usually relatively stable, they do shift from time to time. The risk indicator will continue to be updated in future fund updates.

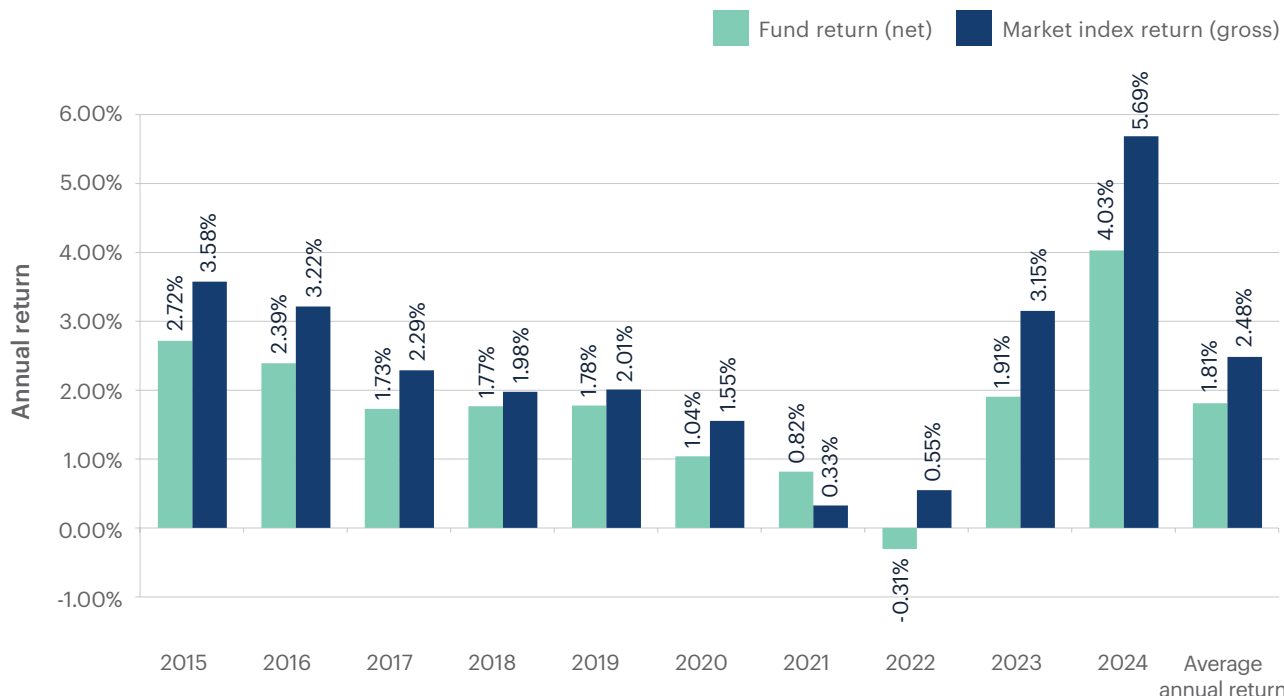
See the product disclosure statement (PDS) for more information about the risks associated with investing in this fund.

### How has the fund performed?

	Average over past 5 years	Past year
<b>Annual return</b> (after deductions for charges and tax)	1.60%	4.11%
<b>Annual return</b> (after deductions for charges but before tax)	2.23%	5.75%
<b>Market index annual return</b> (reflects no deduction for charges and tax)	2.42%	5.80%

For the period covered by this fund update the market index is the S&P/NZX 90 Day Bank Bill Index. Additional information about the market index is available on the offer register at [disclose-register.companiesoffice.govt.nz](http://disclose-register.companiesoffice.govt.nz) under Fisher Funds LifeSaver Plan or OFR10649.

## Annual return graph



This shows the return after fund charges and tax for each of the last 10 years ending 31 March. The last bar shows the average annual return for the last 10 years, up to 30 June 2024.

**Important:** This does not tell you how the fund will perform in the future.

Returns in this update are after tax at the highest prescribed investor rate (PIR) of tax for an individual New Zealand resident. Your tax may be lower. The market index return reflects no deduction for charges and tax.

## What fees are investors charged?

Investors in the LifeSaver Preservation Fund are charged fund charges. In the year to 31 March 2024 these were:

	% of net asset value
<b>Total fund charges</b>	0.51%
Which are made up of:	
<b>Total management and administration charges</b>	0.51%
Including:	
Manager’s basic fee	0.48%
Other management and administration charges	0.03%
<b>Total performance-based fees</b>	0.00%
<b>Other charges</b>	\$ amount per investor
Annual administration fees, supervisor fees, and expenses for services such as legal and audit services <sup>1</sup>	\$74.28



### Example of how this applies to an investor

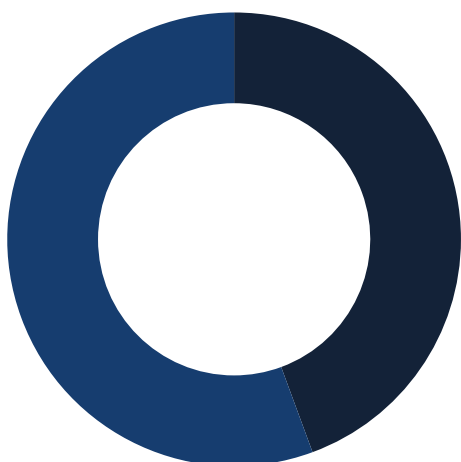
Sarah had \$10,000 in the fund at the start of the year and did not make any further contributions. At the end of the year, Sarah received a return after fund charges were deducted of \$411 (that is 4.11% of her initial \$10,000). Sarah also paid \$74.28 in other charges. This gives Sarah a total return after tax of \$336.72 for the year.

Small differences in fees and charges can have a big impact on your investment over the long term.

## What does the fund invest in?

### Actual investment mix

This shows the types of assets that the fund invests in.



Cash and cash equivalents	44.38%
New Zealand fixed interest	55.62%

### Target investment mix

This shows the mix of assets that the fund generally intends to invest in.



Cash and cash equivalents	50%
New Zealand Fixed Interest	50%

## Top 10 investments

Name	% of fund net assets	Type	Country	Credit rating (if applicable)
ANZ 10 A/C - Current Accounts	7.11%	Cash and cash equivalents	NZ	AA-
Bank of New Zealand 23/11/2026 FRN	6.04%	New Zealand fixed interest	NZ	AA-
Westpac NZ Limited 06/07/2026 FRN	4.08%	New Zealand fixed interest	NZ	AA-
NZ Local Government Funding Agency 15/04/25 2.75%	3.34%	New Zealand fixed interest	NZ	AAA
Auckland Int Airport Ltd 11/10/2025 FRN	3.03%	New Zealand fixed interest	NZ	A-
Transpower NZ Limited 04/09/25 1.735%	2.93%	New Zealand fixed interest	NZ	AA
Rabobank NZ Limited 05/04/2027 FRN	2.58%	New Zealand fixed interest	NZ	AA
Contact Energy Limited RCD 13/08/2024	2.24%	Cash and cash equivalents	NZ	NA
NZ Local Government Funding Agency 15/04/26 1.50%	2.12%	New Zealand fixed interest	NZ	AAA
Rabobank NZ Limited 16/03/2026 FRN	2.06%	New Zealand fixed interest	NZ	AA

The top 10 investments make up 35.53% of the fund.

## Key personnel

Name	Current position	Time in current position	Previous or other position	Time in previous or other position
Ashley Gardyne	Chief Investment Officer	3 Years, 0 Months	Senior Portfolio Manager, International Equities, Fisher Funds Management Limited	5 Years, 5 Months
David McLeish	Senior Portfolio Manager, Fixed Interest	13 Years, 3 Months	Executive Director, Goldman Sachs International, London	3 Years, 0 Months

## Further information

You can also obtain this information, the PDS for the Fisher Funds LifeSaver Plan, and some additional information from the offer register at [disclose-register.companiesoffice.govt.nz](https://disclose-register.companiesoffice.govt.nz) under Fisher Funds LifeSaver Plan or OFR10649.

## Notes

- <sup>1</sup> The amount of the other charges is an estimate based on the average over the last five years. Other charges may vary between Employer Schemes and the Individual Investor section of LifeSaver. Refer to your employer supplement for the actual fees charged to your LifeSaver account.