

Fisher Funds KiwiSaver Plan Investment Update

GlidePath Age 25

For the quarter ended: 31 March 2026
This investment update was first made publicly available on:
1 May 2026.

What is the purpose of this update?

This document tells you how GlidePath Age 25 has performed and what fees were charged. The document will help you to compare the investment option with other funds. Fisher Funds Management Limited prepared this update in accordance with the Financial Markets Conduct Act 2013. This information is not audited and may be updated.

Description of this investment option

GlidePath Age 25 is a representation of the GlidePath life cycle. This investment option is fully invested in the Aggressive Fund.

Total value of the investment option	\$0
Number of investors in the investment option	-
The date the investment option started	26 March 2025

What are the risks of investing?

Risk indicator for GlidePath Age 25¹:



The risk indicator is rated from 1 (low) to 7 (high). The rating reflects how much the value of the investment option's assets goes up and down. A higher risk generally means higher potential returns over time, but more ups and downs along the way.

To help you clarify your own attitude to risk, you can seek financial advice or work out your risk profile at sorted.org.nz/tools/investor-profiler.

Note that even the lowest category does not mean a risk-free investment, and there are other risks that are not captured by this rating.

This risk indicator is not a guarantee of a fund's future performance. The risk indicator is based on the returns data for the past 5 years. While risk indicators are usually relatively stable, they do shift from time to time. The risk indicator will continue to be updated in future investment updates.

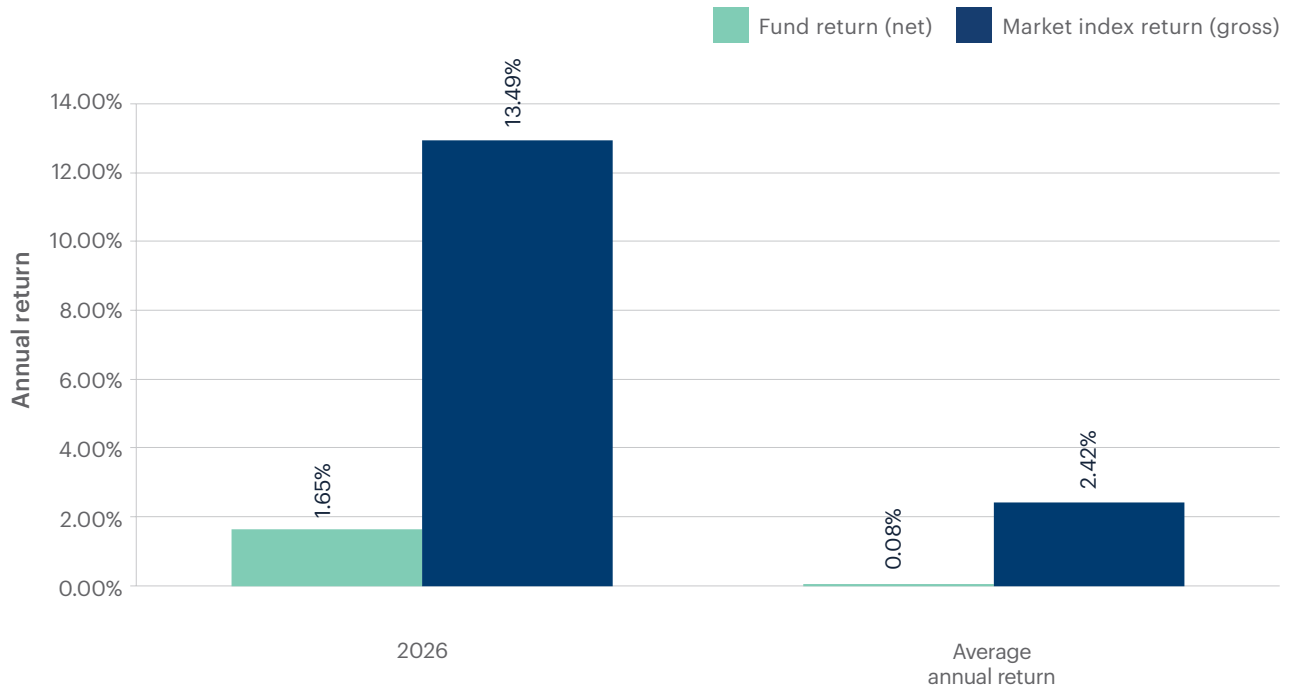
See the product disclosure statement (PDS) for more information about the risks associated with investing in this investment option.

How has the investment option performed?

	Past year
Annual return (after deductions for charges and tax)	1.65%
Annual return (after deductions for charges but before tax)	2.42%
Market index annual return (reflects no deduction for charges and tax)	13.49%

The market index is made up of 100% of the Aggressive Fund market index. Additional information about the market index is available on the offer register at disclose-register.companiesoffice.govt.nz under Fisher Funds KiwiSaver Plan or OFR10715.

Annual return graph



This shows the return after fund charges and tax for each year ending 31 March since the fund started. The last bar shows the average annual return since the fund started, up to 31 March 2026.

Important: This does not tell you how the fund will perform in the future.

Returns in this update are after tax at the highest prescribed investor rate (PIR) of tax for an individual New Zealand resident. Your tax may be lower. The market index return reflects no deduction for charges and tax.

What fees are investors charged?

Investors in GlidePath Age 25 are charged fund charges. Based on the PDS dated 30 September 2025, these are expected to be:

	% of net asset value
Total fund charges (estimate)²	1.23%
Which are made up of:	
Total management and administration charges (estimate)²	1.23%
Including:	
Manager's basic fee	1.06%
Other management and administration charges (estimate) ²	0.17%

There is no extra charge for GlidePath. The annual fund charges for the underlying fund(s) apply.

The Manager's basic fee is disclosed on a before tax basis. GST has been added to the other management and administration charges (estimate) where applicable.

Small differences in fees and charges can have a big impact on your investment over the long term.



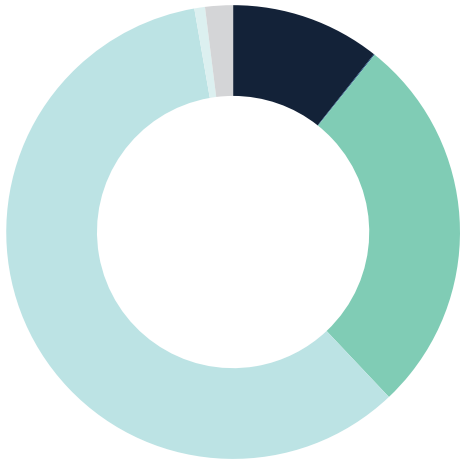
Example of how this applies to an investor

Alice had \$10,000 in the investment option at the start of the year and did not make any further contributions. At the end of the year, Alice received a return after fund charges were deducted of \$165 (that is 1.65% of her initial \$10,000). This gives Alice a total return after tax of \$165 for the year.

What does the investment option invest in?

Actual investment mix³

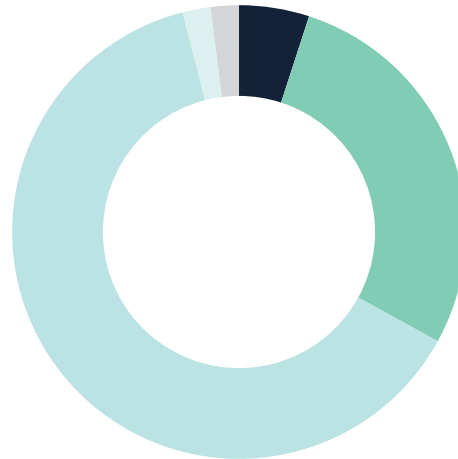
This shows the types of assets that the investment option invests in.



Cash and cash equivalents	12.45%
New Zealand fixed interest	0.06%
Australasian equities	26.58%
International equities	58.46%
Listed property	0.49%
Unlisted property	1.96%

Target investment mix

This shows the mix of assets that the investment option generally intends to invest in.



Cash and cash equivalents	5%
Australasian equities	28%
International equities	63%
Listed property	2%
Unlisted property	2%

Currency hedging³

The currency hedge ratios for each asset class (hedged into NZD) at quarter end are:

	Target	Actual
Australian equities	70%	70.5%
International equities	50%	54.7%
Listed property (overseas portion)	70%	77.6%

Additional information about the hedging policy can be found in the SIPO which is available on the Disclose scheme register at disclose-register.companiesoffice.govt.nz.

Top 10 investments³

Name	% of fund net assets	Type	Country	Credit rating (if applicable)
ANZ 10 A/C - Current Accounts	5.93%	Cash and cash equivalents	NZ	AA-
Cash at Bank	5.21%	Cash and cash equivalents	NZ	NA
Fisher & Paykel Healthcare Corp Ltd	2.41%	Australasian equities	NZ	NA
Fishers Institutional Glb Prvt Eqty USD	2.27%	International equities	US	NA
Microsoft Corporation	2.03%	International equities	US	NA
Infratil Limited	1.84%	Australasian equities	NZ	NA
E-Mini S&P 500 Futures 18/06/2026	1.68%	International equities	US	NA
Amazon.Com Inc	1.41%	International equities	US	NA
BHP Group Limited	1.20%	Australasian equities	AU	NA
Auckland International Airport Limited	1.13%	Australasian equities	NZ	NA

The top 10 investments make up 25.11% of the investment option.

Key personnel

Name	Current position	Time in current position	Previous or other position	Time in previous or other position
Ashley Gardyne	Chief Investment Officer	4 Years, 9 Months	Senior Portfolio Manager, International Equities, Fisher Funds Management Limited	5 Years, 5 Months
Mark Brighthouse	Chief Investment Strategist	8 Years, 8 Months	Chief Investment Officer, Fisher Funds Management Limited	5 Years, 9 Months
Sam Dickie	Senior Portfolio Manager, International Equities and Property & Infrastructure	3 Years, 6 Months	Senior Portfolio Manager, NZ Equities and Property & Infrastructure, Fisher Funds Management Limited	5 Years, 7 Months
Robbie Urquhart	Senior Portfolio Manager, Australian Equities	7 Years, 10 Months	Portfolio Manager / Principal, Trafalgar Copley Limited	11 Years, 0 Months
Matt Peek	Portfolio Manager, NZ Equities	3 Years, 6 Months	Senior Investment Analyst, NZ Equities, Fisher Funds Management Limited	5 Years, 6 Months

Further information

You can also obtain this information, the PDS for the Fisher Funds KiwiSaver Plan, and some additional information from the offer register at disclose-register.companiesoffice.govt.nz under Fisher Funds KiwiSaver Plan or OFR10715.

Notes

1. The GlidePath Age 25 risk indicator has been calculated using the return of the fund referenced for the age group. As that fund has not been in operation for five years, market index returns have been used from 1 January 2021 to 31 March 2025 and actual returns after that. As a result of those returns being used, the risk indicator may provide a less reliable indicator of the potential future volatility of GlidePath Age 25.
2. The annual fund charges for the GlidePath ages are estimated based on the annual fund charges for the Plan fund(s) as at the stated age. The annual fund charges will vary based on the performance of the Plan fund(s) and the proportion invested in each between GlidePath ages.
3. While there were no members in this GlidePath age as of 31 March 2026, we have prepared this information based on the mix of funds that comprise this GlidePath age.